



CHANCE[®] Helical Tieback Anchors

from

CHANCE[™]
Since 1912
DOWN. RIGHT. SOLID.

Our products are
made with
90% Recycled Material
Down. Right. Solid.
GREEN.



Better tieback walls with **CHANCE[®] Helical Tieback Anchors**

Typical construction applications:

- Building-site preparation
- Roadways
- Retaining walls
- Levees
- Dams
- Revetments

Features

- Predictable results
- Cost-effective method
- Easy to store, reusable
- Pre-engineered system
- Labor-saving, keeps crew small
- Screws into place (not predrilled)
- Site-specific to conditions and loads
- Terminations for various threadbars
- Less equipment than grouted tendons
- Bearing device, not friction dependent
- Extendable with bolted joint connection



Benefits

- Installs in any weather
- Installs in limited access areas
- No excavation or spoils to remove
- Immediate proof testing and loading
- Permanent or temporary (removable)
- Labor saving - as few as four on a crew
- Capacity proportional to installing torque
- No concrete trucks or grout pumps needed
- Install with equipment for grouted tendons

Faster tieback walls with all the practical advantages of Helical Anchors



- Immediate pull testing of helical tieback anchors after installation serves as a check on design procedures and eliminates deflection at working loads.

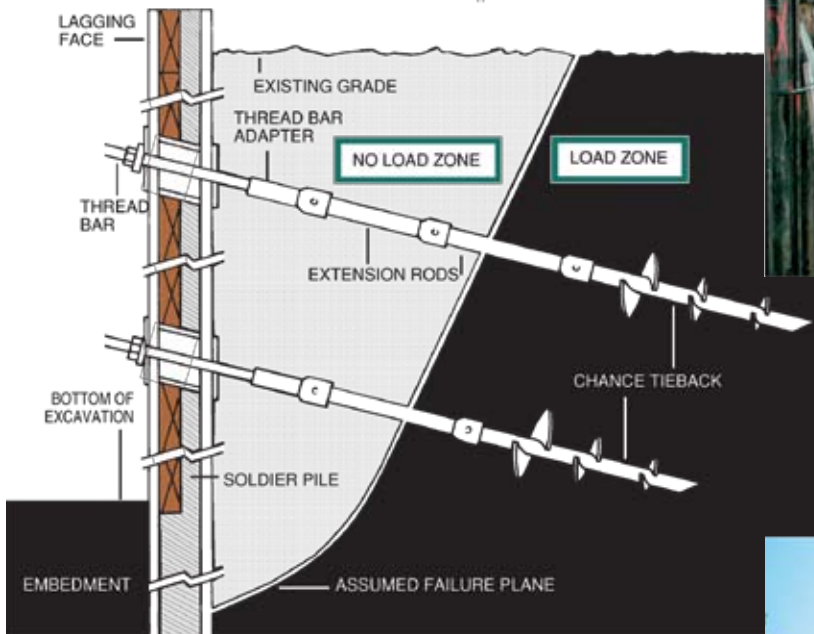
No delays because there is no grout

- Typical production rate of 30 to 40 per day for installing and testing
- No holes to drill • Cuts labor and equipment costs
- Can save 30 per cent while obtaining high anchor-load capacities

Solves construction problems

- In cohesive soils, no belled and/or long sockets
- In non-cohesive soils, no casings or grouted sockets
- Bearing mode (not friction mode) anchors
- No de-watering for below-water-table applications

- **HeliCAP® Helical Capacity Design Software**
- **Sample Specs**



Design and build means just that with HeliCAP® Software!

HeliCAP® Helical Capacity Design Software helps design professionals quickly derive the proper helical tieback anchor for site- and load-specific data. For a free demo, visit www.abchance.com. Then contact your local Distributor or Territory Manager about how to get a copy for your PC.

Site-specific basics of screw anchor design

Two typical steps to anchorage design:


1. Select helix configuration based on accurate soil characteristics data and tension load.
2. Select shaft configuration based on tension load and anticipated installation torque.

- Anchor load capacity equals the sum of all its individual helix bearing capacities. Bearing capacity of each helix equals the product of its projected area and bearing pressure.
- Pre-engineered CHANCE® screw anchors optimize helix spacing at three times the next lower helix diameter. This assures more predictable torque-to-capacity relationship.
- Holding capacity is proportional to installation torque (recommended 10 lb per ft-lb).
- Monitor torque while installing to ensure a minimum and not to exceed anchor rating.
- Sample Specification Guides are available on www.abchance.com



Helical Tieback


Helical Tieback Anchors have shafts in five square sizes (1-1/4", 1-1/2", 1-3/4", 2" and 2-1/4") with helices in configurations of two to four and diameters from 6" to 14". All components are available hot-dip galvanized per ASTM A 153 after fabrication.



Extensions

Plain and helical extensions are used to reach competent load-bearing soil. Plain extensions range from 37" to 124" long. Helical extensions range from 48" to 124" long with 14"-diameter helices in single, double and triple configurations.

Forged integral coupling sockets bolt-up quickly and efficiently transfer installing torque.



Lead Sections

For job-specific combinations, leading sections range from 30" to 124" long in two-, three- or four-helix configurations usually with increasing diameters from the 6", 8", 10", 12" and 14" range.

Anchor System

Terminations fit threadbar or provide a threaded stud to work with prefabricated or site-made lock-off devices. Other termination fittings also are available. In some cases, the through-hole at the shaft end may be simply crosspinned.



- 1" Threadbar Adapter for 1-1/2", 1-3/4" and 2" Tieback Anchor Types
- 1-1/4" Threadbar Adapter for 2" and 2-1/4" Tieback Anchor Types
- 1-3/8" Threadbar Adapter for 2-1/4" Tieback Anchor Types



- Threaded Stud Socket Adapter for 1-1/4" and 1-1/2" Tieback Anchors



- Threaded Stud Clevis Adapter for 1-3/4" Tieback Anchors

Helical Tieback Anchor Type	Size inches (mm)	Torque Rating ft-lb (N-m)	Ultimate Capacity* kip (kN)
SS125 Square Shaft	1.25 (31.7)	4,000 (5,400)	50 (222)
SS5 Square Shaft	1.50 (38.1)	5,500 (7,500)	55 (245)
SS150 Square Shaft	1.50 (38.1)	7,000 (9,500)	70 (312)
SS175 Square Shaft	1.75 (44.5)	10,000 (13,600)	100 (445)
SS200 Square Shaft	2.00 (50.8)	15,000 (20,300)	150 (668)
SS225 Square Shaft	2.25 (57.2)	20,000 (27,100)	200 (890)

* The Ultimate Capacity is based on the Installation Torque-Capacity relationship in soil.
For more detailed design information, contact your local Civil Construction distributor found at www.abchance.com.

Calculate bearing capacities using our exclusive HeliCAP® Helical Capacity Design Software. Demo available at www.abchance.com.

Anchoring the World

With both the CHANCE[®] and ATLAS[™] brands, Chance Civil Construction is the international leader in earth anchoring and structural mitigation. CHANCE Helical piles and ATLAS Resistance[®] piers are used worldwide to secure residential and commercial buildings, tower foundations, heavy equipment foundations and many other deep foundation applications.

Engineered for dependability and long-term stability, our systems feature exclusive anchoring techniques, tools, designs and sizes that make other foundation methods a thing of the past.

Selected by application, our systems are your first line of defense against poor soil conditions, floods and time.

Demand A Better Foundation

With nearly 400 dealers and distributors nationwide and in Canada, we are ready to provide you everything you need to get the job done right. We offer engineering guidance, field supervision, accessibility, warehouses, material traceability, AWC-certified welders, technical support and complete documentation.

Ask a distributor near you for our comprehensive design manual (hardcopy or CD) or download a complete Sample Specification Guide online. Demand a better foundation today. Locate your nearest distributor at our web sites below.

Down. Right. Solid.

Our tagline is our promise. Our foundation and anchoring products go **down** with power into the ground and are accurate, level and **right** the first time. The result is **solid** stability..

CHANCE
Civil Construction



www.abchance.com



Chance Civil Construction, Hubbell Power Systems, Inc.
210 N. Allen, Centralia, MO 65240 USA
Email: hpsliterature@hps.hubbell.com
Tel: 573/682-8414 Fax: 573/682-8660



ISO 9001:2000



Certificate No.
001136

Because Hubbell has a policy of continuous product improvement, we reserve the right to change design and specifications without notice.